

Report Variant	Report	One-Time Fee / First Module Price	Monthly Maintenance Fee	Package Price for 2+ Modules	Included	PBI App Support and Licenses	
Full	NP Retail	60.000 DKK	Purpose of the Monthly Fee is to ensure the solution continuous to work. 1. Always on the newest version of NP Power BI with access to newest features 2. Changes made by Microsoft are incorporated Major and minor updates 3. Updated and following NP retail upgrades Maintenance fee: 1199 DKK/month	Most expensive module full price and then 50% discount on the rest. The same apply to monthly maintenance fee. Available package combinations: 1. Retail-WMS 2. Retail-Finance 3. Entertainment-Restaurants 4. Entertainment-Finance	•Setup & Configuration •Introduction (2 hours) •Follow up session after two weeks of go-live (1 Hour)	With NP Support / Without NP Support	NP Support - Ongoing: 499 DKK/monthly Included with NP Support: 1. Dedicated “NP Power BI” user created in customer Azure AD. 2. Power BI license for dedicated “NP Power BI” user. 3. Business Central Essentials license for dedicated “NP Power BI” user. 4. NP can react promptly and solve any occurred issue without customer presence. 5. Newest NP Power BI package installed by NP. 6. NP can be contacted if Power BI cannot refresh data from BC. T&M Option: Power BI adjustments is possible on all BC data, also on customer specific extensions. Without NP Support: 1. All support requests will be charged as T&M. 2. Power BI adjustments is possible on Microsoft std extension and NaviPartner modules. 3. Newest NP Power BI package is available to the customer to install themselves.
	NP Attraction	45.000 DKK			•Setup & Configuration •Introduction (4 hours) •Follow up session after two weeks of go-live (1 Hour)	With NP Support / Without NP Support	
	NP WMS Standard and Advanced	25.000 DKK	Maintenance fee: 899 DKK/month		•Setup & Configuration •Introduction (2 hours) •Follow up session after two weeks of go-live (1 Hour)	With NP Support / Without NP Support	
	NP Restaurants	30.000 DKK			•Setup & Configuration •Introduction (1 hours) •Follow up session after two weeks of go-live (1 Hour)	With NP Support / Without NP Support	
	NP Finance	15.000 DKK + estimated hours Note: (Customization in GL Accounts is required due to unique GL Account Chart for each customer)			•Setup & Configuration •Introduction (2 hours) •Follow up session after two weeks of go-live (1 Hour)	Available only with NP Support	
Light	NP Retail	30.000 DKK	Maintenance fee: 599 DKK/month	•Setup & Configuration •Introduction (1 hour)	With NP Support / Without NP Support	Note: All support will be done directly with the customer via Team Viewer, as Power BI is setup and executing under a customer-controlled user account. Suitable only for experienced BI customer/users. It will be charged by T&M.	
	NP Attraction	25.000 DKK		•Setup & Configuration •Introduction (2 hour)	With NP Support / Without NP Support		
Tailored	Fully Customized per Request	Estimated project hours	Depending on solution size and complexity	Not applicable	Not applicable	Available only with NP Support	

NP Retail

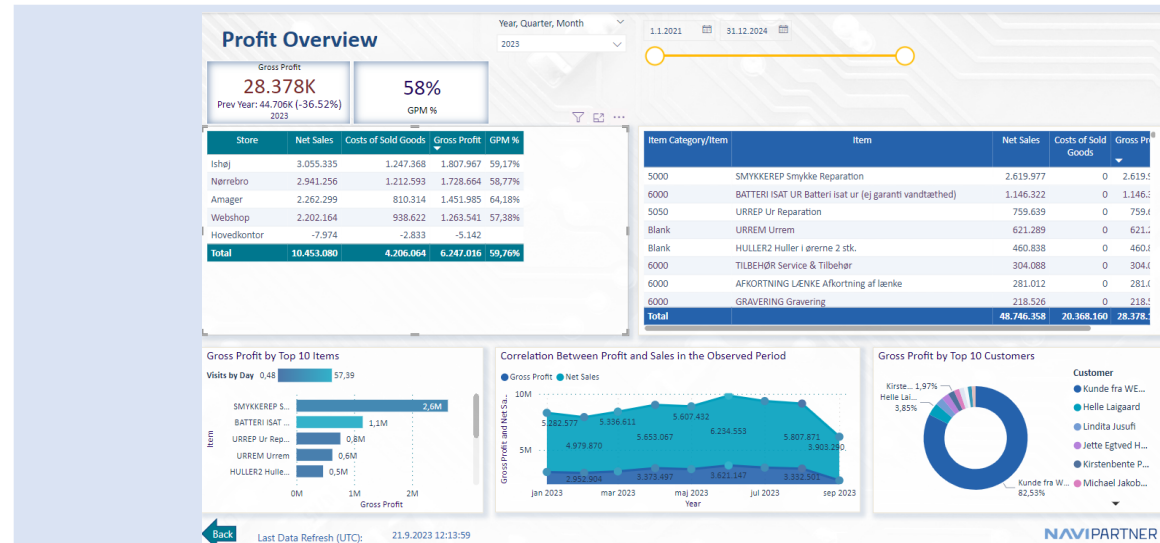
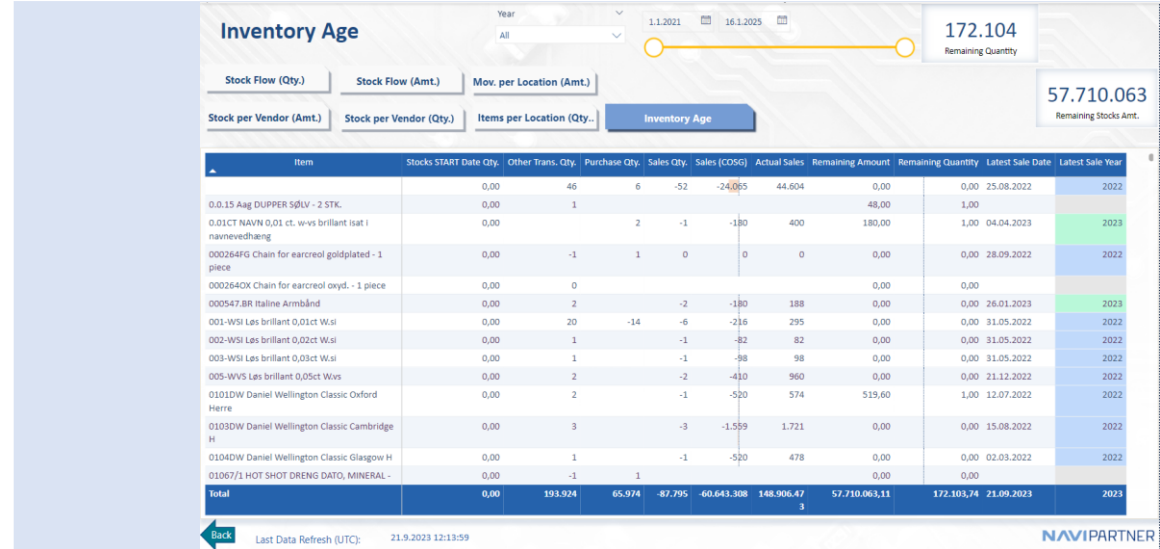
Report Content - Light Version

1. Sales by Items
2. Sales by Prime Vendors
3. Sales by Salesperson
4. Sales by Store
5. Sales by Period
6. Profit Overview
7. Sales by Customers
8. Dashboard

Report Content - Full Version

All pages from Light version plus:

1. Stock Flow (Quantity)
2. Stock Flow (Amount)
3. Movement per locations
4. Stocks per Vendors
5. Inventory Age
6. Transactions in Period
7. Sales by 2 Main Item Variants
8. Purchase Overview



NP Attraction

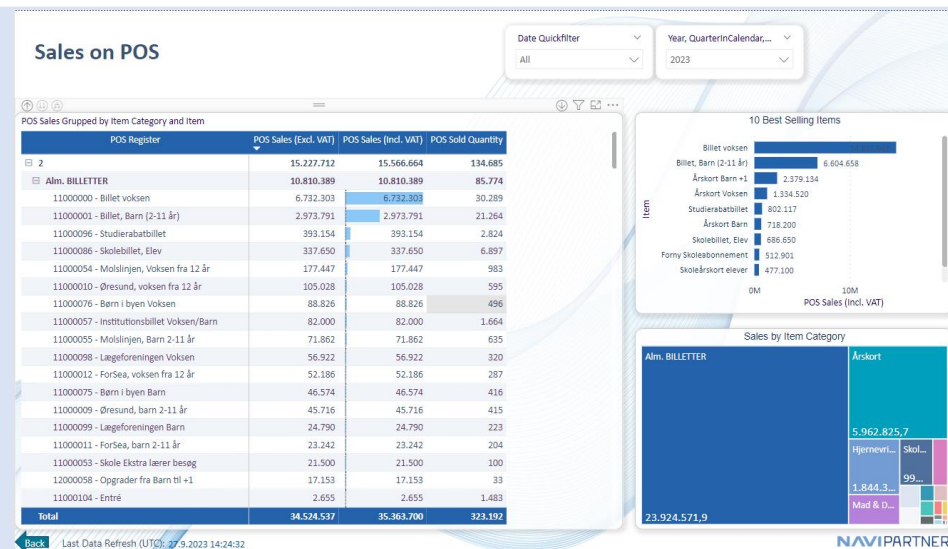
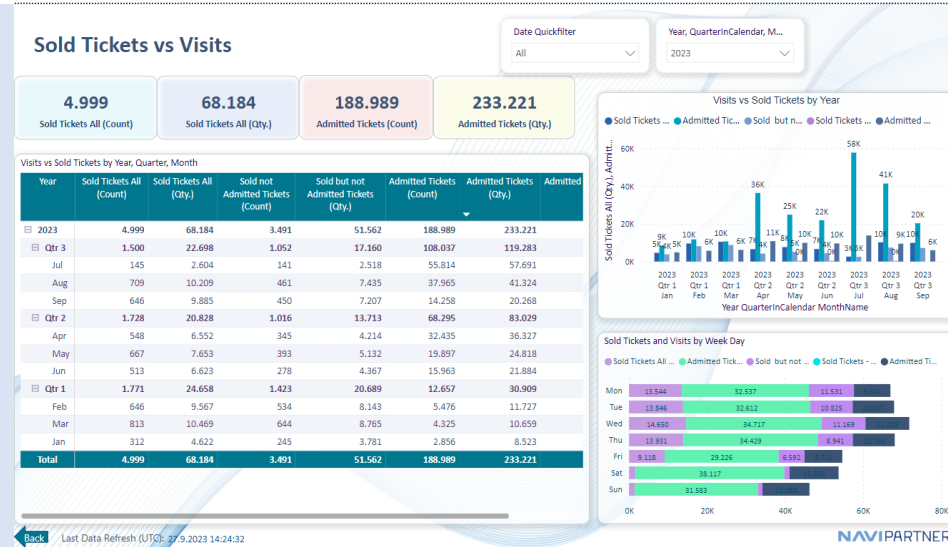
Report Content - Light Version

Report Content - Full Version

1. Visits
2. Sold Tickets
3. Sold Tickets vs Visits
4. Sales by Items
5. Sales per Salesperson
6. Total Sales in Period
7. Sales on POS - All
8. Dashboard

All pages from Light version plus:

1. Stock Flow (Quantity)
2. Stock Flow (Amount)
3. Movement per Locations
4. Stocks per Vendors
5. Inventory Age
6. Sales by Customers
7. Transactions in Period
8. Sales by 2 Main Item Variants



NP WMS

Content

1. Dashboard
2. Reservations
3. Tracking Stocks
4. WH Activity - Put Aways
5. WH Activity - Picks
6. Posted Invt. Put Aways
7. Posted Invt. Picks
8. Stocks Deviation
9. Reg. WH Activity Put Aways
10. Reg. WH Activity Picks
11. Warehouse Receipt
12. Posted Warehouse Receipt
13. Warehouse Shipment
14. Posted Warehouse Shipment

Warehouse Activity - Picks

Date: All

Non-Assigned Picks: 11

Assigned Picks: 6

Assigned Picks				Non-Assigned Picks			
Location	Assigned Picks Dist Items	Assigned Picks - Qty.	Assigned Picks Documents	Location/Document	Picks Dist. Items to Assign	Picks Qty. to Assign	Picks Documents to Assign
Wam Denim Webshop	7	36,00	6	Wam Denim Webshop	16	128,00	11
20. december 2022	5	28,00	4	PCK0037945	4	64,00	1
WEBSHOP	1	4,00	1	Jeans 72181 Kooni Navy	1	16,00	1
PCK0037159	1	4,00	1	Jeans 72243 Alfredo Grey	1	16,00	1
WDS61914	3	20,00	2	Jeans JK-149	1	16,00	1
PCK0037607	2	16,00	1	PCK0037931	2	16,00	1
PCK0037635	1	4,00	1	Sweater 76363 Florida Navy	1	8,00	1
PAM	1	4,00	1	Truien 77521 Ilay Black	1	8,00	1
PCK0037918	1	4,00	1	PCK0037943	2	16,00	1
19. december 2022	2	8,00	2	Truien 77221 White Navy	1	8,00	1
PAM	2	8,00	2	Truien 77503 Black Anthracite	1	8,00	1
PCK0037685	1	4,00	1	PCK0037925	1	4,00	1
PCK0037715	1	4,00	1	PCK0037926	1	4,00	1
Total	7	36,00	6	Truien 77524 Wallace Black	1	4,00	1
				PCK0037935	1	4,00	1
				Winter Jassen 71238 Canterbury Black	1	4,00	1
				PCK0037936	1	4,00	1
				Vest 76252 Bellevue Black	1	4,00	1
				PCK0037937	1	4,00	1
				Jassen ZWIG-8150 Black	1	4,00	1
				PCK0037941	1	4,00	1
				Jassen 74096 Ripon Blue	1	4,00	1
				PCK0037942	1	4,00	1
				Total	16	128,00	11

Back | Last Data Refresh (UTC): 15.1.2023 9:42:16

NAVIPARTNER

Stock Deviation

Date: 2022

Receipt - Today: 102,00K

No of Future Reservations: 98,29K

Max Days per Order: -3,71K

Year	Month	2022						Total			Total	
		Qty. Calculated	Qty. Phys Inventory	Qty. Deviation	Qty. Calculated	Qty. Phys Inventory	Qty. Deviation	Qty. Calculated	Qty. Phys Inventory	Qty. Deviation	Qty. Calculated	Qty. Phys Inventory
		-3.648,00	54,00	-3.702,00	-1.377,00	33,00	1.410,00	-5.025,00	87,00	5.112,00	-5.025,00	87,00
	Accessoires	-5,00	2.591,00	2.596,00	-913,00	1.367,00	2.280,00	-918,00	3.958,00	4.876,00	-918,00	3.958,00
	Body Warmer	106,00	145,00	39,00				106,00	145,00	39,00	106,00	145,00
	Boxers	639,00	477,00	-162,00	157,00	185,00	28,00	796,00	662,00	-134,00	796,00	662,00
	Chino	3.972,00	3.101,00	-871,00	1.450,00	1.738,00	288,00	5.422,00	4.839,00	-583,00	5.422,00	4.839,00
	Colbert	4.345,00	2.766,00	-1.579,00	1.190,00	1.432,00	242,00	5.535,00	4.198,00	-1.337,00	5.535,00	4.198,00
	Dames Coat	46,00	38,00	-8,00	8,00	14,00	6,00	54,00	52,00	-2,00	54,00	52,00
	Herenjas	3,00	1,00	-2,00	8,00	3,00	-5,00	11,00	4,00	-7,00	11,00	4,00
	Jeans	13.413,00	10.151,00	-3.262,00	4.260,00	4.884,00	624,00	17.673,00	15.035,00	-2.638,00	17.673,00	15.035,00
	Jogging broek	89,00	58,00	-31,00	2,00	2,00	0,00	91,00	60,00	-31,00	91,00	60,00
	Jogging Pak	297,00	192,00	-105,00	20,00	41,00	21,00	317,00	233,00	-84,00	317,00	233,00
	Kids	21,00	16,00	-5,00				21,00	16,00	-5,00	21,00	16,00
	Joggingpak											
	Korte broek	282,00	99,00	-183,00	30,00	124,00	94,00	312,00	223,00	-89,00	312,00	223,00
	Kostuum	0,00	0,00	0,00	2,00	2,00	0,00	2,00	2,00	0,00	2,00	2,00
	Onderhemd	223,00	98,00	-125,00	24,00	57,00	33,00	247,00	155,00	-92,00	247,00	155,00
	Overhemd	166,00	95,00	-71,00	3,00	31,00	28,00	169,00	126,00	-43,00	169,00	126,00
	Korte Mouw											
	Overhemd Lange Mouw	16.278,00	12.190,00	-4.088,00	4.361,00	4.933,00	572,00	20.637,00	17.123,00	-3.514,00	20.637,00	17.123,00
	Pantaloon	1.880,00	1.392,00	-488,00	605,00	709,00	104,00	2.485,00	2.101,00	-384,00	2.485,00	2.101,00
	Plaid Vest	464,00	304,00	-160,00	141,00	163,00	22,00	605,00	467,00	-138,00	605,00	467,00
	Total	78.563,00	65.738,00	-12.825,00	23.436,00	32.552,00	9.116,00	101.999,00	98.290,00	-3.709,00	101.999,00	98.290,00

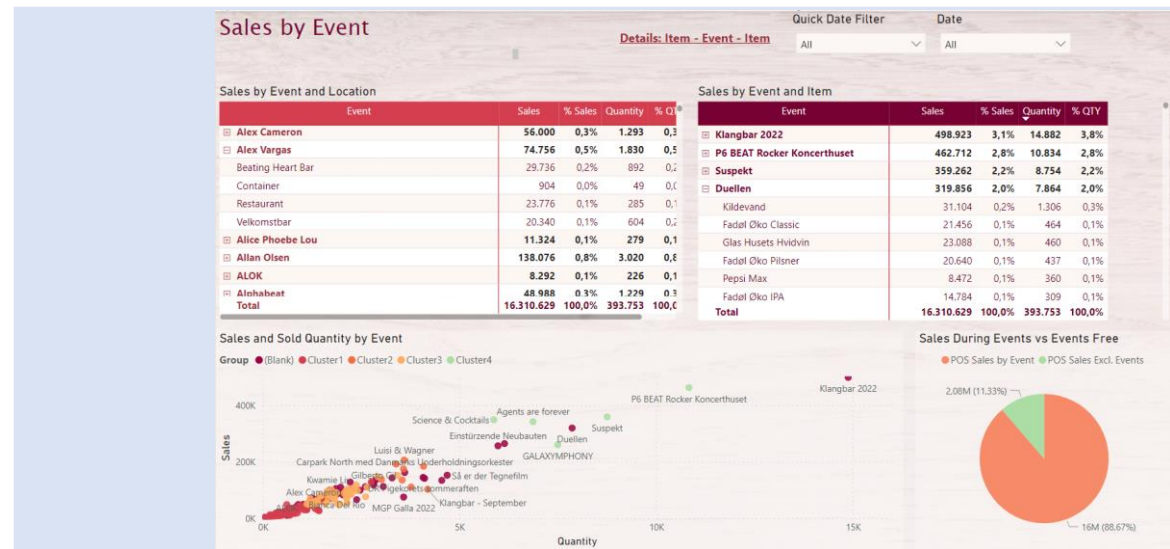
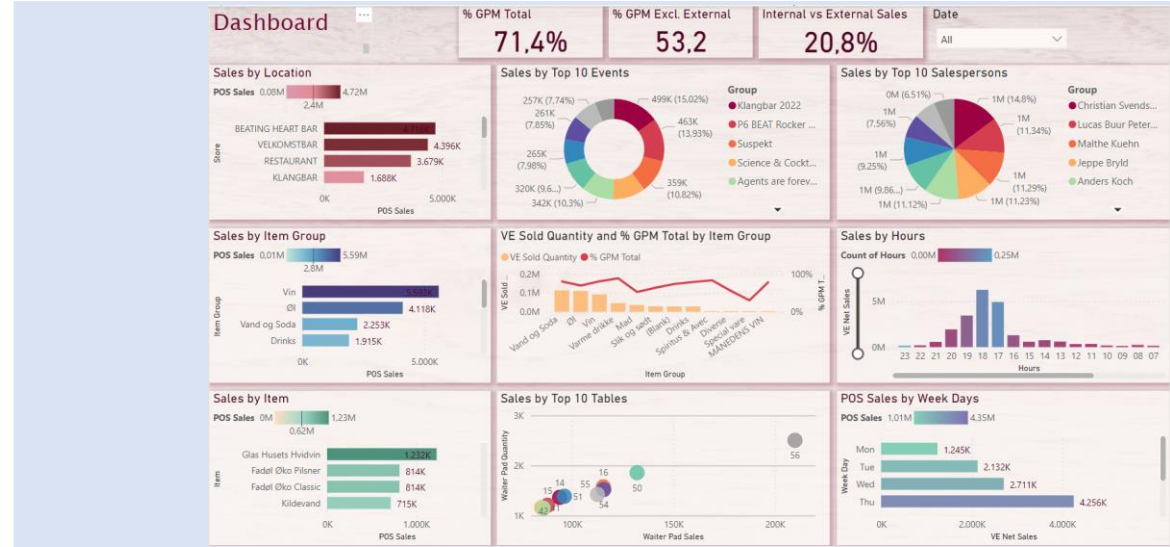
Back | Last Data Refresh (UTC): 15.1.2023 9:42:16

NAVIPARTNER

NP Restaurants

Content

1. Sales by Item Group, Item and Location
2. Sales by Events
3. Correlation Sold Items : Events : Sold Items
4. Sales by Salesperson
5. Sales by Item Group and Annual Season
6. Sales in Period
7. Sales per Hours and Weekdays
8. Orders and Visits per Table Location
9. Sales Not Registered in POS
10. Stock Flow QTY
11. Stock Flow DKK
12. Taxes, Discounts and Payments
13. Sales Transactions
14. Dashboard



NP Finance

Content

1. Balance Sheet Statement
2. Income Statement
3. Bruto Balance
4. Budget vs Realization in Period
(Points 1 - 4 included hierarchy levels and possibility to collapse and expend views per GL Account Groups)
5. Collections, future collections, and Balance per Customers
6. Payments, scheduled payments, and Balance per Vendors
7. Sales Orders
8. Sales Invoices
9. Sales Credit Memos

